



# OLD HICKORY

## — BUILDINGS —



**OLDHICKORYBUILDINGS.COM**



FACEBOOK.COM/OLDHICKORYBUILDINGS  
INSTAGRAM.COM/OLDHICKORYBUILDINGS  
TIKTOK.COM/@OLDHICKORYBUILDINGS  
PINTEREST.COM/OLDHICKORYBUILDINGS



**SCAN THE QR CODE TO  
SEARCH OUR ONLINE  
BUILDING INVENTORY!**



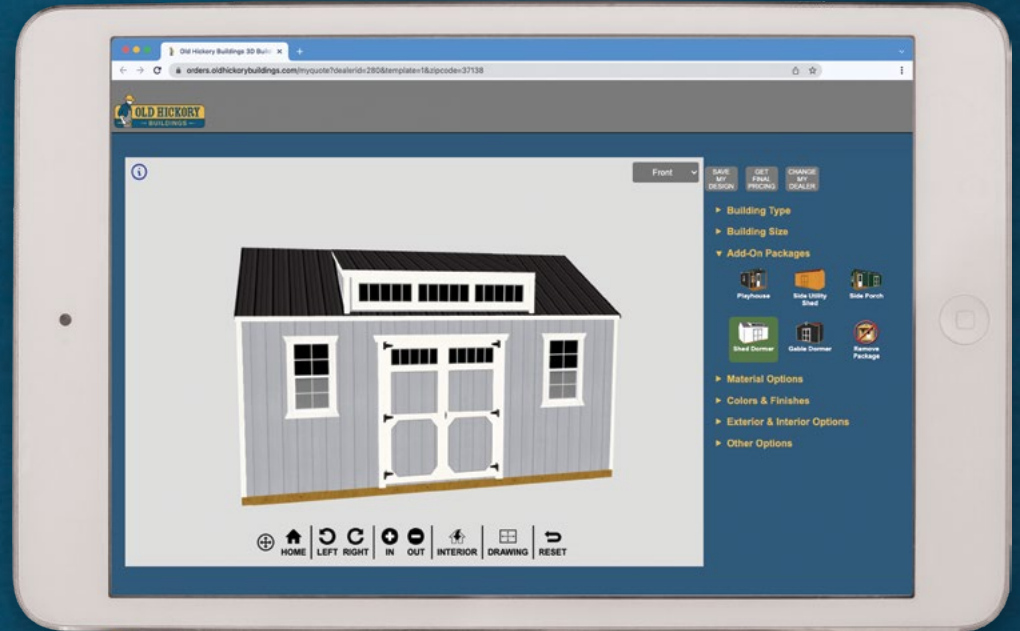


# FROM YOUR *Imagination* TO OUR BUILDERS



Visit [orders.oldhickorybuildings.com/myquote](https://orders.oldhickorybuildings.com/myquote) or use a tablet to scan the QR code to the left to check out our 3D Build & Price tool. It can help you design the building of your dreams and obtain a price directly from your nearest dealer!

- ✓ Select the building type, size, add-on package, color and choose from a wide variety of other options.
- ✓ Move features by clicking and dragging them on the building...or use the object controller...it's easy!
- ✓ Use your mouse or the view control menu to zoom in and out or to rotate left and right.
- ✓ View the interior or see a 2D drawing to make sure objects are placed where wanted.
- ✓ Designs can be saved and returned to later for further modification...no need to start over!
- ✓ Click the GET FINAL PRICING button to send your design to your local dealer and they'll provide the FINAL PRICE!



**Scan The QR Code For Pricing Or Ask Your Local Dealer For The Price List**





## Standard Metal Roofing Colors

One Standard Metal Roof Color included in price. Same price for Standard Metal or Shingle Roof.

**HUNTER  
GREEN**

**CHARCOAL**

**BURNISHED  
SLATE**

**BLACK**

**SILVER**

## Special Order Metal Roofing Colors

Adds one week to the lead-time and has a slight upcharge.  
See our Price List or ask your local dealer for details.

**BRILLIANT  
WHITE**

**ALAMO  
WHITE**

**ASH  
GRAY**

**PEWTER  
GRAY**

**LIGHT  
STONE**

**TAUPE**

**TAN**

**BROWN**

**BURGUNDY**

**GALLERY  
BLUE**

**OCEAN  
BLUE**

**RUSTIC  
RED**

**BRITE  
RED**

Metal color availability and color names vary by region. Please consult your dealer for options in your area.

## Shingle Roof Colors

**WEATHERED  
WOOD**

**DARK BROWN**

**BLACK**

**EVERGREEN**

## Standard Paint Colors

One Standard Paint Color included in price.

**BARN  
WHITE**

**EAGLET  
BEIGE**

**CREWEL  
TAN**

**HARDWARE**

**BREEZY**

**THATCH  
BROWN**

**DARK  
CLOVE**

**PEWTER  
CAST**

**STEELY  
GRAY**

**PEPPERCORN**

**SMOKY  
BLUE**

**ROSEMARY  
GREEN**

**RUSTIC  
RED**

**TRICORN  
BLACK**

**GAUNTLET  
GRAY**

We proudly use Sherwin-Williams® A-100® paint for our standard paint colors.  
We offer over 1,000 Sherwin-Williams® A-100® custom paint colors. See dealer for details.

## Urethane Colors

Urethane Colors require an upcharge based on building size.  
See our Price List or ask your local dealer for details.

**HONEY  
GOLD**

**MAHOGANY**

**DRIFTWOOD**

**CHESTNUT  
BROWN**

**DARK  
EBONY**

Actual colors may vary from those displayed in brochure. See dealer for actual color swatch.  
Old Hickory Buildings, LLC is not responsible for colors not matching the brochure.





## Standard Buildings

Choose a Standard Building Style then choose an Add-On Package below.



### Lofted Barns

The Lofted Barn is ideal for customers needing to maximize their available storage space. The gambrel (barn-style) roof provides a traditional appearance and increases the total loft space.



- Iconic barn-style roof
- 6'3" standard inside wall height for treated buildings
- 6'4.5" standard inside wall height for painted buildings
- Up to 8' of loft included FREE (No price credit for subtracting loft)
- 8' wide buildings come with a single barn door
- 10' and wider buildings come with double barn doors (excluding packages)
- See Price List for available sizes in your area
- Buildings shown with extra options.



### Utility Sheds

The gable style roof of the Utility Shed provides the option for increased wall height, making it feel more spacious on the inside and leaving room on the walls for taller storage shelves, long garden tools, or ladders.



- 5/12 Pitch gable-style roof (7/12 roof pitch upgrade available)
- 6'3" standard inside wall height for treated buildings
- 6'4.5" standard inside wall height for painted buildings
- 7' (81" inside) or 8' (92" inside) wall heights available
- 8' wide buildings come with a single barn door
- 10' and wider buildings come with double barn doors (excluding packages)
- Loft can be added for additional cost
- See Price List for available sizes in your area
- Buildings shown with extra options.

## Add-On Packages

Our Add-on Packages include a variety of popular design features that can turn your simple Lofted Barn or Utility Shed into an attractive feature on your property! Add-on Package prices are for Lofted or Utility Style Buildings only. For package deals, some options may be removed but no credit given on price.

### Playhouse



**Includes:** 9-Lite House Door, 4' porch (included in total building length), two porch support posts, three 2' x 3' single-pane windows. Utility style Playhouse has 8' walls as standard (7' walls are optional at same price). **NOTES:** Building must include a porch to get package price.

**Upgrade: Add a Vaulted Gable to the Utility Playhouse Package. See Price List.** 5/12 roof pitch with 8ft walls | 7/12 roof pitch with 7ft walls.

### Deluxe Playhouse



**Includes:** 9-Lite House Door, bay style windows with wrap around porch (total length of building includes 4' of porch), porch railing in 3 sections (approx. 4' each), four porch support posts, five 2' x 3' single-pane windows. Utility style Deluxe Playhouse has 8' walls.

**NOTES:** Building must include a porch to get package price. Minimum size is 12' x 24'. Building image shown with additional options. Not available with Vertical Metal siding.



### Side or Center Porch

**Side Porch Includes:** 9-Lite House Door, 4' depth porch with railing on short side (porch included in total building length), one porch support post, two 2' x 3' single-pane windows, double Barn Doors. Utility style Side Porch has 8' walls. **NOTES:** Building must include a porch to get package price. Building image shown with additional options.

**Center Porch Includes:** 9-Lite House Door, two 2' x 3' single-pane windows, 12' wide x 4' deep standard porch size, two porch posts with 2 sections of railing. Utility style Center Porch has 8' walls. **NOTES:** Building must include a porch to get package price. Minimum size is 12' x 24'. Building image shown with additional options.



### Garage



**Includes:** Garage Door (8' wide x 7' tall or 9' wide x 7' tall), solid House Door (or 9-Lite House Door upgrade), one 2' x 3' single-pane window, 12" on center floor joists for heavier loads. Utility style Garage package has 8' walls.

**NOTES:** Building must include a garage door and house-style door to qualify for package price. Some building widths require the purchase of additional skids depending on location. See your dealer for details.



### Gable Dormer



**Includes:** One 18" octagonal window, treated buildings have 92" inside walls. Painted / Urethane buildings have 93.5" inside walls.

**NOTES:** More than one dormer can be added to a building if size permits. Up to 10' maximum gable width. Building image shown with additional options.



### Shed Dormer



**Includes:** Comes standard with a 7/12 pitch roof, three 10"x29" horizontal windows. Treated buildings have 81" inside walls. Painted/Urethane buildings have 82.5" inside walls.

**NOTES:** Only available on 8', 10' & 12' widths and only for inside wall heights listed above. More than one dormer can be added to a building if size permits. Building image shown with additional options. Not available with Vertical Metal siding.



## Specialty Buildings



### Barns (Non-Lofted)

If you need simple outdoor storage space for gardening tools, lawn equipment or other miscellaneous items, then the Non-lofted Barn might be the right choice. It is tall enough for the average adult to stand in.


- Iconic barn appearance
- 4' side wall height
- 8' wide buildings come with a single barn door
- 10' and wider come with double barn doors
- See Price List for available sizes in your area
- Building image shown with additional options



### Single Slope

The Single Slope can be placed with its back against a tree line or a property boundary, making the shed a part of your landscape. The high front can include horizontal windows to let in natural light.

- Single slope roof style
- Rear wall height: 84" (depending on siding chosen)
- Front wall height: minimum 100" (increases with shed width)
- Roof pitch: 3/12
- See Price List for available sizes in your area
- Building image shown with additional options



### Cabanas

Cabanas are the ideal solution for affordable outdoor covered spaces. If your property is lacking a covered outdoor sitting area for you to enjoy, or maybe your local park is in need of a few gazebos for shaded relaxation...the Old Hickory Cabana can fit the bill!

- 5/12 pitch gable style roof
- 8ft side height
- Pressure treated deck boards
- Ten perimeter pressure treated posts
- Perimeter railing with spindles
- Two full width bench seats at each end
- See Price List for available sizes in your area



### Side Gable

Side Gable Buildings are a great alternative to Side Entry Utility Sheds. Maybe you're positioning it along a property border, a tree line, or facing into a driveway...but you want the roof gable to have the same orientation. The Side Gable Building accomplishes this.

- 3/12 pitch gable style roof
- 81" inside wall height for T1-11 buildings
- 82.5" inside wall height for LP smart panel buildings
- 8ft wide buildings come with a single barn door
- 10ft and wider buildings come with double barn doors
- See Price List for available sizes in your area
- Building image shown with additional options

## For Your Animals



### Animal Shelters

- 1 1/4" Pressure Treated Kick Boards approximately 4' high, spaced 1.5" apart.
- Standard stall opening is 8' wide. One stall is standard per 12' of length (10' x 12' = 1 stall, 10' x 20' = 1 stall, 10' x 24' = 2 stalls).
- Tack room is not included. Additional stalls (includes opening and divider) can be added for an additional cost (optional). See Price List. Buildings will be set directly on ground with no blocking. Ground must be suitable for application prior to delivery.
- See Price List for available sizes in your area

- Tack rooms require a minimum of 4' added to the 12' of length needed per stall (E.g. 1-stall plus a 4' wide tack room requires a minimum of 16' total length).
- Tack Room starts on an outside end wall. Additional cost to start on an inside divider wall. See Price List.
- Pressure Treated or T&G flooring depending on area and availability.
- OSB divider wall between tack room & stall.
- 3' Wooden Barn Door on all tack rooms. Upgrade to 4' Wooden Barn Door. See Price List.



### Chicken Coops

- 5/12 pitch gable style roof
- 6ft 3in wall height
- One 3ft wooden barn door
- Two 24in x 27in single-pane windows
- One roosting ladder
- One small chicken exit door
- 4 Nesting boxes with exterior hatch access.
- Extended nesting box (set of 6) available for 12' and longer. See price list.
- See Price List for available sizes in your area





## Options & Add-Ons

See Options & Add-Ons Table in our Price List

### Windows




**18"  
OCTAGONAL**



**24" x 27"  
FOR LOFT**



**2' x 3' SINGLE  
& DOUBLE PANE**



**3' x 3' SINGLE  
& DOUBLE PANE**



**SHUTTER TRIM  
SHOWN ON 2'x3'**



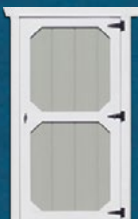
**10" x 35"**



**10" x 29"**

2'x3' Double Pane & 3'x3' Double Pane windows are only available with white finish.  
Window trim will either be painted for LP Smart Panel Siding or Water Sealed for T1-11 Pressure Treated Siding.


### Doors



**3' SINGLE  
BARN**




**3' SINGLE BARN  
WITH 10"x29" WINDOW**



**4' SINGLE  
BARN**



**4' SINGLE BARN  
WITH 10"x35" WINDOW**



**DOUBLE  
BARN**



**DOUBLE BARN  
WITH 10"x29" WINDOWS**




**SOLID  
HOUSE DOOR**



**9-LITE  
HOUSE DOOR**



**OPENING  
LOFT DOOR**



**8' x 7' GARAGE**



**9' x 7' GARAGE**

Door trim will either be painted for LP Smart Panel Siding or Water Sealed for T1-11 Pressure Treated Siding.



## Options & Add-Ons

See Options & Add-Ons Table in our Price List

### Flooring Options

5/8" Treated Square Edge Flooring or 5/8" T&G Flooring



#### 5/8" Treated Square Edge

- 5/8" CDX Grade Square Edge, Pressure Treated Plywood
- Lifetime warranty against termites & fungal decay
- Choose this flooring if you want a lifetime warranty against termites & fungal decay and are not as concerned with small imperfections and knots in the appearance or seam gaps due to shrinkage from the pressure treating process



#### 5/8" Engineered Tongue & Groove

- 5/8" Tongue and Groove, Engineered Panels
- Exceptional strength & stiffness for a flatter, more stable floor
- Free of knots and patches with a thermally fused face
- Advanced resins are moisture resistant
- Choose this if you want a seamless floor with a virtually flawless appearance

**Upgrade:** Single-layer or double-layer 3/4" Flooring. See Price List.

Standard floor designed for 300 lbs. POINT LOAD spread evenly over an area no less than 5 inches by 5 inches. Additional options are available. Upgrade to thicker flooring, 2x6" Joists and/or 12" On-Center Joists for a more heavy-duty floor.

### Framing Upgrades



#### For Buildings with T1-11 Treated Siding

Upgrade to 16" On-Center Studs AND Trusses  
(Standard is 24" On-Center for Studs and Trusses)



#### For Buildings with Painted LP Smart Panel

Upgrade to 16" Trusses (Standards is 16"  
On-Center Studs and 24" On-Center Trusses)

### Floor Joist Upgrades



#### 2x6 Pressure Treated Joists

2x4 are Standard




#### 12" On-Center Floor Joists

16" OC is Standard


### Interior Add-Ons



#### WORKBENCH



#### SHELVES



#### LOFT



### Add-on Barriers



#### House Wrap Vapor Barrier

Recommended if you plan to insulate



#### Tech Shield & Silver Tech

Radiant Heat Barrier



#### Tar Paper

Under Roofing Only  
Recommended for Shingle Roofs

### Exterior Add-Ons



#### ADD-ON:

EXTRA PORCH POST

#### ADD-ON:

PORCH RAILING

#### UPGRADE:

SUNBURST SPINDLES



#### ADD-ON:

6" FRONT &  
BACK OVERHANG

#### ADD-ON:

7/12 ROOF PITCH

### Siding Options

#### 3/8" LP Smart Panel



LP Smart Panel is treated with LP's proprietary SmartGuard® process. With four components of protection, the process adds strength, is weather resistant, and helps the siding withstand impacts, freeze/thaw cycles, high humidity, fungal decay and termites.

#### 5/8" T1-11 Pressure Treated



T1-11 is tried and true, premium grade real plywood exterior siding that is protected against rotting, fungal decay and termites. It's available with a water sealer (except for Build On Site).







### No Strings Attached

Our low monthly rental rates are comparable to mini-warehousing rates. Our no strings attached plan allows you to have your own storage facility at your home or business, when and where you need it. The rental agreement is on a month-to-month basis, meaning you have the flexibility to turn in the building at any time for any reason.

**WHY PAY RENT, WHEN YOU CAN RENT TO OWN** (See dealer for details.)

### Early Payoff / 90 Days Same As Cash

Payoff anytime with no penalty. There is also a discount off the rental balance for those who pay off early. If you decide to pay off the building within 90 days, we'll waive the entire cost of lease services.

Available RTO terms may change by location. See your local dealer for details. The Rent-to-Own transaction is a rental-purchase agreement. You will not own the merchandise until the total amount necessary to acquire ownership is paid in full or you exercise your early purchase option ("EPO").

### Five Year Limited Warranty

We offer you peace of mind. With a limited 5-year warranty backed by a company that has been in business since 1997, you can trust that Old Hickory will be there if you need them. With our warranty written, there will be no surprises in the rare event of a claim.

### Limited Lifetime Warranty

Against termite damage and fungal decay on all pressure treated wood, including pressure treated skids and floor joists (on all models).



**SCAN QR CODE TO  
VIEW WARRANTY**

### 30 Year Limited Warranty On Metal &

### 50 Year Manufacturer's Warranty On LP Smart Siding

All metal roofing comes with a 30-year limited warranty against rust through. For LP Smart Panel Siding, follow the link provided for more information: <https://lpcorp.com/products/outdoor-living/products/trim-siding>

### Engineer Certified

Engineer Certified buildings are certified for local wind and snow load requirements (wind rating requires customer supplied anchors). See Price Lists for wind and snow load specifications. A standard set of engineered plans are available upon request after purchase of a building. We employ a full-time engineer for quick turnaround for custom plans or builds. Visit our website or consult your local dealer for more details.

Price does not include anchors. Additional options are available – see dealer/website for more details. Extra charges apply for custom plans, calculations or elevations. Designed to meet IBC standards – not guaranteed for every local jurisdiction. Our buildings are classified as Minor Storage Facilities (Occupancy Category 1) and not intended for any other use. Economy style Buildings are not certified as a standard. These can be built as certified for an additional charge.

### Low Price Guarantee

**We'll match any competitor's advertised price for the same quality building.**

The competitor's building must have the same or better quality materials and features. Consumers MUST provide an official quote on competitor letterhead, or show pricing in a brochure or on a price sheet that shows the building's size, type and add-on features. The LOW PRICE GUARANTEE excludes competitor discounts on used or aged building inventory. Old Hickory reserves the right to make final price matching decisions.

### Free Delivery & Easy Setup Within 30 Miles

**We will provide you with a quick and efficient delivery experience. Delivery site must be accessible with a truck and trailer. NO SITE PREPARATION NECESSARY if site is accessible with truck and trailer and site is NO MORE THAN 3 FEET OUT OF LEVEL. FIRST 30 MILES FREE. Over 30 miles subject to additional charge.**

FREE SETUP includes leveling the building to the specifications on our blocking diagram (customer may request a copy from dealer), starting with one corner at ground level and raising it up to a maximum of 3 feet. If leveling requires 1 foot or less, pressure treated wood shims may be used. Customers who require their building to be set on concrete blocks must have them ready PRIOR to delivery OR have a clear agreement with the driver to supply the blocks at a price to be negotiated with the driver. It is the customer's responsibility to decide if ground conditions are unsuitable for delivery.

**BUILDINGS AT THE SALES LOT:** Can **USUALLY** be delivered within 1 week.

**ORDERED TREATED BUILDINGS:** Can **USUALLY** be delivered within 2 weeks.

**ORDERED URETHANE & PAINTED BUILDINGS:** Can **USUALLY** be delivered within 3 weeks.

**NOTE:** Non-standard metal colors on any building will add one week to the lead time. Peak season and poor weather conditions can add extra days on to the normal delivery time. Lead times vary; above delivery times do not apply to build on site buildings.

### Build On Site

**LEAD TIMES VARY BY LOCATION. NOT AVAILABLE IN ALL AREAS.**

Old Hickory Buildings offers a build-on-site program for those situations where delivery is not an option or a customer wants a customized solution. See your dealer for more information. Old Hickory Buildings cannot paint, urethane or water seal on-site buildings. Paint/Stain/Water Sealer is NOT included in the price and the painting/staining/sealing is not available as part of the built on site service. We also do not sell paint, stain or urethane. 8' walls on Lofted Barn build on site is an additional cost. **Build on site requires additional fees paid to the builder. See local dealer for details.**



**Scan The QR Code For Pricing Or Ask Your Local Dealer For The Price List**



## LOFTED BARNs

Wall height is 6'3"



# OLD HICKORY

OLDHICKORYBUILDINGS.COM

## STANDARD BUILDINGS

Choose a Standard Building Style & Size

Then choose an add-on package below

Your package price is added to the standard building price

60 month Rent To Own not available in Connecticut & Vermont.



SCAN THE QR CODE OR VISIT  
OLDHICKORYBUILDINGS.COM/BROCHURE  
TO VIEW & DOWNLOAD OUR FULL BROCHURE

## UTILITY SHEDS

Price is for 6'3" walls (7'8" avail)



SIZE	CASH PRICE*	RENT TO OWN (36 MO)	RENT TO OWN (48 MO)**	RENT TO OWN (60 MO)**
8x10	\$4,345	\$201 <sup>16</sup>	\$181 <sup>04</sup>	\$160 <sup>93</sup>
8x12	\$4,495	\$208 <sup>10</sup>	\$187 <sup>29</sup>	\$166 <sup>48</sup>
8x16	\$5,225	\$241 <sup>90</sup>	\$217 <sup>71</sup>	\$193 <sup>52</sup>
10x10	\$4,945	\$228 <sup>94</sup>	\$206 <sup>04</sup>	\$183 <sup>15</sup>
10x12	\$5,625	\$260 <sup>42</sup>	\$234 <sup>38</sup>	\$208 <sup>33</sup>
10x14	\$6,025	\$278 <sup>94</sup>	\$251 <sup>04</sup>	\$223 <sup>15</sup>
10x16	\$6,175	\$285 <sup>88</sup>	\$257 <sup>29</sup>	\$228 <sup>70</sup>
10x20	\$7,745	\$358 <sup>56</sup>	\$322 <sup>71</sup>	\$286 <sup>85</sup>
12x16	\$7,975	\$369 <sup>21</sup>	\$332 <sup>29</sup>	\$295 <sup>37</sup>
12x20	\$9,195	\$425 <sup>69</sup>	\$383 <sup>13</sup>	\$340 <sup>56</sup>
12x24	\$10,725	\$496 <sup>53</sup>	\$446 <sup>88</sup>	\$397 <sup>22</sup>
12x28	\$12,225	\$565 <sup>97</sup>	\$509 <sup>38</sup>	\$452 <sup>78</sup>
12x30	\$12,825	\$593 <sup>75</sup>	\$534 <sup>38</sup>	\$475 <sup>00</sup>
12x32	\$13,425	\$621 <sup>53</sup>	\$559 <sup>38</sup>	\$497 <sup>22</sup>
12x36	\$14,275	\$660 <sup>88</sup>	\$594 <sup>79</sup>	\$528 <sup>70</sup>
12x40	\$15,225	\$704 <sup>86</sup>	\$634 <sup>38</sup>	\$563 <sup>89</sup>

Up to 8' of loft included in price. Additional charges apply if over 8'. No discount for subtracting loft.

SIZE	CASH PRICE*	RENT TO OWN (36 MO)	RENT TO OWN (48 MO)**	RENT TO OWN (60 MO)**
8x8	\$3,395	\$157 <sup>18</sup>	\$141 <sup>46</sup>	\$125 <sup>74</sup>
8x10	\$3,625	\$167 <sup>82</sup>	\$151 <sup>04</sup>	\$134 <sup>26</sup>
8x12	\$3,845	\$178 <sup>01</sup>	\$160 <sup>21</sup>	\$142 <sup>41</sup>
8x16	\$5,075	\$234 <sup>95</sup>	\$211 <sup>46</sup>	\$187 <sup>96</sup>
10x10	\$4,375	\$202 <sup>55</sup>	\$182 <sup>29</sup>	\$162 <sup>04</sup>
10x12	\$4,845	\$224 <sup>31</sup>	\$201 <sup>88</sup>	\$179 <sup>44</sup>
10x14	\$5,275	\$244 <sup>21</sup>	\$219 <sup>79</sup>	\$195 <sup>37</sup>
10x16	\$5,595	\$259 <sup>03</sup>	\$233 <sup>13</sup>	\$207 <sup>22</sup>
10x20	\$7,025	\$325 <sup>23</sup>	\$292 <sup>71</sup>	\$260 <sup>19</sup>
12x16	\$7,125	\$329 <sup>86</sup>	\$296 <sup>88</sup>	\$263 <sup>89</sup>
12x20	\$8,325	\$385 <sup>42</sup>	\$346 <sup>88</sup>	\$308 <sup>33</sup>
12x24	\$9,395	\$434 <sup>95</sup>	\$391 <sup>46</sup>	\$347 <sup>96</sup>
12x28	\$10,775	\$498 <sup>84</sup>	\$448 <sup>96</sup>	\$399 <sup>07</sup>
12x30	\$11,425	\$528 <sup>94</sup>	\$476 <sup>04</sup>	\$423 <sup>15</sup>
12x32	\$11,745	\$543 <sup>75</sup>	\$489 <sup>38</sup>	\$435 <sup>00</sup>
12x36	\$13,025	\$603 <sup>01</sup>	\$542 <sup>71</sup>	\$482 <sup>41</sup>
12x40	\$13,795	\$638 <sup>66</sup>	\$574 <sup>79</sup>	\$510 <sup>93</sup>

## ADD-ON PACKAGES

### PLAYHOUSE



**\$965**

Adds \$44.68 to 36 month rent  
Adds \$40.21 to 48 month\*\* rent  
Adds \$35.74 to 60 month\*\* rent

Building must include a porch to get package price.

### DELUXE PLAYHOUSE



**\$1,765**

Adds \$81.71 to 36 month rent  
Adds \$73.54 to 48 month\*\* rent  
Adds \$65.37 to 60 month\*\* rent

Building must include a porch to get package price.

### SIDE OR CENTER PORCH



**\$1,095**

Adds \$50.69 to 36 month rent  
Adds \$45.63 to 48 month\*\* rent  
Adds \$40.56 to 60 month\*\* rent

Building must include a porch to get package price.

### UTILITY PLAYHOUSE VAULTED GABLE UPGRADE

**ADD \$300**

Adds \$13.89 to 36 month rent  
Adds \$12.50 to 48 month\*\* rent  
Adds \$11.11 to 60 month\*\* rent

Vaulted Gable option is only available on buildings up to 12ft wide due to snow load limitations on the beam.



### GARAGE



<b>9' WIDE DOOR</b>	<b>\$1,095</b>	Adds \$50.69 to 36 month rent Adds \$45.63 to 48 month** rent Adds \$40.56 to 60 month** rent
<b>8' WIDE DOOR</b>	<b>\$1,085</b>	Adds \$50.23 to 36 month rent Adds \$45.21 to 48 month** rent Adds \$40.19 to 60 month** rent

Building must include a garage door and house-style door to qualify for package price.

### SHED DORMER



**\$1,235**

Adds \$57.18 to 36 month rent  
Adds \$51.46 to 48 month\*\* rent  
Adds \$45.74 to 60 month\*\* rent

Available only on Utility Sheds. Only available with 7' tall walls on 8', 10' & 12' wide buildings.

### GABLE DORMER



**\$1,235**

Adds \$57.18 to 36 month rent  
Adds \$51.46 to 48 month\*\* rent  
Adds \$45.74 to 60 month\*\* rent

Available only on Utility Sheds.

### ENGINEER CERTIFIED



Engineer Certified buildings are certified for 60 psf Ground Snow Load & 115 mph winds (wind rating requires customer supplied anchors).

### ONLINE 3D BUILDER

Visit [orders.oldhickorybuildings.com/myquote](https://orders.oldhickorybuildings.com/myquote) or use a tablet to scan the QR code to the right to check out our 3D Build & Price tool. It can help you design the building of your dreams and obtain a price directly from your nearest dealer!



### RENT TO OWN SECURITY DEPOSITS \*

**\$100:** 8' & 10' wide buildings

**\$200:** 12' wide buildings

\*Excludes Animal Shelters, Cabanas & Chicken Coops

### EXCEPTIONS & CONDITIONS

\*Prices shown include 3% discount offered for purchases made with cash or check. Credit card purchases are not eligible for the discounted price and will be priced 3% higher. NOT APPLICABLE FOR NEW YORK. \*\*Not available at all locations. See dealer for details. Prices shown are pre-tax. 12' wide and wider buildings are measured across the eaves due to DOT regulations (all others are measured from outside corners). Free Delivery covers one trip up to 30 miles one way. Trips over 30 miles are subject to additional mileage fees. See dealer for details. One color paint/water sealer included in prices. Urethane and additional colors are extra.

Old Hickory Buildings, LLC and its associates are not responsible for permits, snow/wind load requirements, covenant searches, restrictions, setbacks, yard damage, or underground damage. In very rare cases, underground footers may be required by local building codes. Old Hickory Buildings does not offer digging or footer services, and these are not included in free set up, however we can work with customer or contractor when required for an additional cost. Please contact your local Building Inspector and/or Homeowner's Association for information on requirements and restrictions.

Old Hickory has the right to refuse any sale prior to the time when it is accepted and approved by Old Hickory's corporate office and the building is set up at customer's location.



## SPECIALTY BUILDINGS

### BARN (NON-LOFTED)

Wall height is 4'



### SINGLE SLOPE

Front height increases with width



## FOR YOUR ANIMALS

### ANIMAL SHELTERS

Wall height is 8'



SIZE	CASH PRICE*	RENT TO OWN (36 MO)	RENT TO OWN (48 MO)**	RENT TO OWN (60 MO)**
8x8	\$3,195	\$147 <sup>92</sup>	\$133 <sup>13</sup>	\$118 <sup>33</sup>
8x10	\$3,395	\$157 <sup>18</sup>	\$141 <sup>46</sup>	\$125 <sup>74</sup>
8x12	\$3,575	\$165 <sup>51</sup>	\$148 <sup>96</sup>	\$132 <sup>41</sup>
8x16	\$4,595	\$212 <sup>73</sup>	\$191 <sup>46</sup>	\$170 <sup>19</sup>
10x10	\$4,125	\$190 <sup>97</sup>	\$171 <sup>88</sup>	\$152 <sup>78</sup>
10x12	\$4,295	\$198 <sup>84</sup>	\$178 <sup>96</sup>	\$159 <sup>07</sup>
10x14	\$4,945	\$228 <sup>94</sup>	\$206 <sup>04</sup>	\$183 <sup>15</sup>
10x16	\$5,225	\$241 <sup>90</sup>	\$217 <sup>71</sup>	\$193 <sup>52</sup>
10x20	\$6,275	\$290 <sup>51</sup>	\$261 <sup>46</sup>	\$232 <sup>41</sup>
12x16	\$6,775	\$313 <sup>66</sup>	\$282 <sup>29</sup>	\$250 <sup>93</sup>

SIZE	CASH PRICE*	RENT TO OWN (36 MO)	RENT TO OWN (48 MO)**	RENT TO OWN (60 MO)**
8x12	\$4,020	\$186 <sup>11</sup>	\$167 <sup>50</sup>	\$148 <sup>89</sup>
8x16	\$5,250	\$243 <sup>06</sup>	\$218 <sup>75</sup>	\$194 <sup>44</sup>
10x10	\$4,550	\$210 <sup>65</sup>	\$189 <sup>58</sup>	\$168 <sup>52</sup>
10x12	\$5,020	\$232 <sup>41</sup>	\$209 <sup>17</sup>	\$185 <sup>93</sup>
10x14	\$5,450	\$252 <sup>31</sup>	\$227 <sup>08</sup>	\$201 <sup>85</sup>
10x16	\$5,770	\$267 <sup>13</sup>	\$240 <sup>42</sup>	\$213 <sup>70</sup>
10x20	\$7,200	\$333 <sup>33</sup>	\$300 <sup>00</sup>	\$266 <sup>67</sup>
12x16	\$7,300	\$337 <sup>96</sup>	\$304 <sup>17</sup>	\$270 <sup>37</sup>
12x20	\$8,500	\$393 <sup>52</sup>	\$354 <sup>17</sup>	\$314 <sup>81</sup>
12x24	\$9,570	\$443 <sup>06</sup>	\$398 <sup>75</sup>	\$354 <sup>44</sup>
12x28	\$10,950	\$506 <sup>94</sup>	\$456 <sup>25</sup>	\$405 <sup>56</sup>
12x30	\$11,600	\$537 <sup>04</sup>	\$483 <sup>33</sup>	\$429 <sup>63</sup>
12x32	\$11,920	\$551 <sup>85</sup>	\$496 <sup>67</sup>	\$441 <sup>48</sup>
12x36	\$13,200	\$611 <sup>11</sup>	\$550 <sup>00</sup>	\$488 <sup>89</sup>
12x40	\$13,970	\$646 <sup>76</sup>	\$582 <sup>08</sup>	\$517 <sup>41</sup>

SIZE	CASH PRICE*	RENT TO OWN (36 MO)	RENT TO OWN (48 MO)**	RENT TO OWN (60 MO)**
8x12	\$4,020	\$186 <sup>11</sup>	\$167 <sup>50</sup>	\$148 <sup>89</sup>
8x16	\$5,250	\$243 <sup>06</sup>	\$218 <sup>75</sup>	\$194 <sup>44</sup>
10x10	\$4,550	\$210 <sup>65</sup>	\$189 <sup>58</sup>	\$168 <sup>52</sup>
10x12	\$5,020	\$232 <sup>41</sup>	\$209 <sup>17</sup>	\$185 <sup>93</sup>
10x14	\$5,450	\$252 <sup>31</sup>	\$227 <sup>08</sup>	\$201 <sup>85</sup>
10x16	\$5,770	\$267 <sup>13</sup>	\$240 <sup>42</sup>	\$213 <sup>70</sup>
10x20	\$7,200	\$333 <sup>33</sup>	\$300 <sup>00</sup>	\$266 <sup>67</sup>
12x16	\$7,300	\$337 <sup>96</sup>	\$304 <sup>17</sup>	\$270 <sup>37</sup>
12x20	\$8,500	\$393 <sup>52</sup>	\$354 <sup>17</sup>	\$314 <sup>81</sup>
12x24	\$9,570	\$443 <sup>06</sup>	\$398 <sup>75</sup>	\$354 <sup>44</sup>
12x28	\$10,950	\$506 <sup>94</sup>	\$456 <sup>25</sup>	\$405 <sup>56</sup>
12x30	\$11,600	\$537 <sup>04</sup>	\$483 <sup>33</sup>	\$429 <sup>63</sup>
12x32	\$11,920	\$551 <sup>85</sup>	\$496 <sup>67</sup>	\$441 <sup>48</sup>
12x36	\$13,200	\$611 <sup>11</sup>	\$550 <sup>00</sup>	\$488 <sup>89</sup>
12x40	\$13,970	\$646 <sup>76</sup>	\$582 <sup>08</sup>	\$517 <sup>41</sup>

#### Animal Shelter Options

Additional Stalls	\$485 each (requires minimum 12ft of length per stall, not including tack room)
Tack Room	\$130 per ft of building length
Interior Tack Room Placement	\$485
<b>ANIMAL SHELTER SECURITY DEPOSITS</b>	
\$200: 8' & 10' wide buildings	
\$400: 12' wide buildings	

### CABANAS

8' side height



### SIDE GABLES

Price is for 7' walls (6'3" avail)



SIZE	CASH PRICE*	RENT TO OWN (36 MO)	RENT TO OWN (48 MO)**	RENT TO OWN (60 MO)**
10x12	\$5,725	\$265 <sup>05</sup>	\$238 <sup>54</sup>	\$212 <sup>04</sup>
10x16	\$7,375	\$341 <sup>44</sup>	\$307 <sup>29</sup>	\$273 <sup>15</sup>
10x20	\$9,175	\$424 <sup>77</sup>	\$382 <sup>29</sup>	\$339 <sup>81</sup>
12x16	\$8,825	\$408 <sup>56</sup>	\$367 <sup>71</sup>	\$326 <sup>85</sup>
12x20	\$10,895	\$504 <sup>40</sup>	\$453 <sup>96</sup>	\$403 <sup>52</sup>
12x24	\$13,025	\$603 <sup>01</sup>	\$542 <sup>71</sup>	\$482 <sup>41</sup>
Treated materials only. Not available with Paint or Urethane.				
<b>CABANA SECURITY DEPOSITS</b>				
\$200: 8' & 10' wide buildings				
\$400: 12' wide buildings				

SIZE	CASH PRICE*	RENT TO OWN (36 MO)	RENT TO OWN (48 MO)**	RENT TO OWN (60 MO)**
8x12	\$4,020	\$186 <sup>11</sup>	\$167 <sup>50</sup>	\$148 <sup>89</sup>
10x12	\$5,020	\$232 <sup>41</sup>	\$209 <sup>17</sup>	\$185 <sup>93</sup>
10x16	\$5,770	\$267 <sup>13</sup>	\$240 <sup>42</sup>	\$213 <sup>70</sup>
10x20	\$7,200	\$333 <sup>33</sup>	\$300 <sup>00</sup>	\$266 <sup>67</sup>
12x20	\$8,500	\$393 <sup>52</sup>	\$354 <sup>17</sup>	\$314 <sup>81</sup>
12x24	\$9,570	\$443 <sup>06</sup>	\$398 <sup>75</sup>	\$354 <sup>44</sup>

### CHICKEN COOPS

Wall height is 6'3"



SIZE	CASH PRICE*	RENT TO OWN (36 MO)	RENT TO OWN (48 MO)**	RENT TO OWN (60 MO)**
6x8	\$3,750	\$173 <sup>61</sup>	\$156 <sup>25</sup>	\$138 <sup>89</sup>
6x12	\$4,350	\$201 <sup>39</sup>	\$181 <sup>25</sup>	\$161 <sup>11</sup>
8x8	\$4,670	\$216 <sup>20</sup>	\$194 <sup>58</sup>	\$172 <sup>96</sup>
8x12	\$5,400	\$250 <sup>00</sup>	\$225 <sup>00</sup>	\$200 <sup>00</sup>
8x16	\$6,470	\$299 <sup>54</sup>	\$269 <sup>58</sup>	\$239 <sup>63</sup>
<b>CHICKEN COOP SECURITY DEPOSIT: 25%</b>				
Extended Nesting Box (Set of 6)				Add \$300

## OPTIONS & ADD-ONS

### WINDOWS & DOORS

18" Octagonal Window (Black or White finish)	\$105
24" x 27" Loft Window (In loft only; does not fit above Garages) (Black or White finish)	\$105
2' x 3' Single Pane Window (Black or White finish)	\$105
2' x 3' Double Pane Window	\$240
3' x 3' Single Pane Window (Black or White finish)	\$120
3' x 3' Double Pane Window	\$310
Shutter Trim (Per window)	\$60
10" x 35" Window (Fits 4' single barn door) (Black or White finish)	\$120
10" x 29" Window (Fits 3' single & double barn door) (Black or White finish)	\$100
Single 3' Barn Door	\$80
Single 3' Barn Door With Window	\$180
Single 4' Barn Door	\$110
Single 4' Barn Door With Window	\$230
Double Barn Doors	\$165
Double Barn Doors With Windows	\$365
Solid House Door (Opens in & to the right only)	\$360
9-Lite House Door (Opens in & to the right only)	\$440
Opening Loft Door (Lofted Barns only)	\$60
8' wide x 7' tall Garage Door (Wall must be at least 10' wide x 8' tall) (12" on center floor joists included)(10' wide require 2 additional skids)	\$805
9' wide x 7' tall Garage Door (Wall must be at least 12' wide x 8' tall) (12" on center floor joists included)	\$820

### PAINT & URETHANE OPTIONS

One Standard Paint Color on Siding & Trim	Free
Upgrade to Urethane or Custom Paint on Siding & Trim (on 8' & 10' wide)	Add \$100
Upgrade to Urethane or Custom Paint on Siding & Trim (on 12' wide)	Add \$200
Each Additional Standard Paint Color (on trim, doors, and/or shutters)	\$70
Upgrade to Urethane (on doors and/or shutters only)	Add \$75
Upgrade to Custom Paint Color (on trim, doors and/or shutters)	Add \$75

### FLOORING OPTIONS

Additional Skids (Each)	\$5/ft
2x6 Floor Joists	\$0.40/sq ft
12" On Center Floor Joists (Standard on Garages)	\$0.40/sq ft
5/8" Pressure Treated Square Edge Flooring	\$1.50/sq ft
3/4" Engineered Panel Tongue & Groove Flooring	\$1/sq ft
3/4" Pressure Treated Square Edge Flooring	\$2.50/sq ft

### SIDING OPTIONS

T1-11 Pressure Treated	No Charge
LP Smart Panel	No Charge

### OTHER OPTIONS

House Wrap Vapor Barrier (On walls only)	\$1.75/sq ft
Tar Paper (Under roofing only. Required for shingle roofs.)	\$1.75/sq ft
Tech Shield Radiant Barrier On Roof	Add 2%
Silver Tech Radiant Barrier On Smart Panel Walls	Add 3%
7' Tall Walls (81" inside) (Utilities)	\$175
8' Tall Walls (92" inside) (Utilities)	\$175
Workbench (Priced per foot of width)	\$17/ft
Shelves (3 tier) (Priced per foot of width)	\$17/ft
Loft (Priced per foot of depth)	\$28/ft
Extra Porch Post	\$50 each
Porch Railing	\$17/ft
6" Front & Back Roof Overhang (Gable End Walls)	\$275
7/12 Pitch (6' & 7' walls only) (Utility only) (8', 10' & 12' wide only)	\$275
16" On Center Trusses (Painted only)	\$0.40/sq ft
16" On Center Studs & Trusses (Treated only)	\$1.00/sq ft
Special Order Metal Roof Color	\$60
Sunburst Spindle Upgrade (Per Building)	\$50
60 PSF Snow Load @ 135 MPH Wind	Add 5%
100 PSF Snow Load @ 115 MPH Wind	Add 5%
100 PSF Snow Load @ 135 MPH Wind	Add 10%